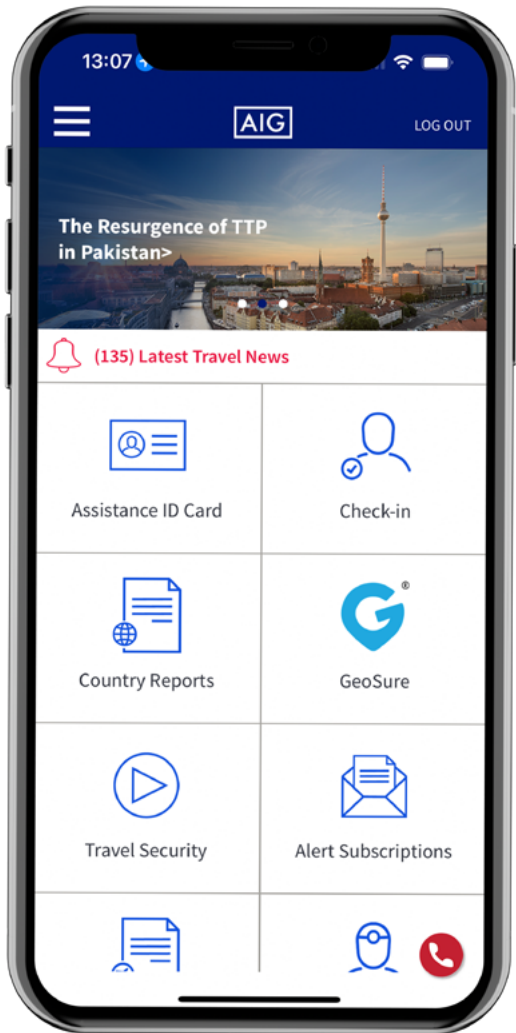













AIG TRAVEL ASSISTANCE APP

Download the Mobile App

With increasing travel security and health risks, navigating the world of international travel requires a new level of sophistication in order to stay safe and secure. With the improved AIG Travel Assistance mobile app*, available for Apple and Android devices, travelers have new features to help ensure effective travel risk management. Whether it's prior to travel, during the trip, or after the return home, our secure, member-only assistance app provides travelers with convenient access to in-depth travel, security and health information 24/7/365.



-  **One Touch 'Help' Button** connects travelers directly to emergency travel assistance.
-  **Assistance ID Card** can be accessed via the app in the event the physical card is forgotten or lost.
-  **Country Reports, City Guides and Security Advice Reports** provide key information on political conditions, security issues, travel logistics, cultural factors, contact details and health advisories with the ability to mark reports as favorites.
-  **Security Travel Alerts** contain security level developments that may affect your travel destination(s) (subscribed travel alerts will be sent to the registered user's email address).
-  **Check-in Feature** enables travelers to seamlessly notify contacts of their safe arrivals while traveling.
-  **Location Safety Ratings provided by GeoSure®** indicate risk conditions on overall safety, physical harm, women's safety, theft, LGBTQ+ safety, political freedoms, and health for various locations within cities around the world.
-  **Security Awareness Training** online travel safety videos and knowledge tests provide basic tools and information to be an aware, organized and prepared traveler and you can receive a certificate of completion via email.
-  **My Trips** enables travelers to add upcoming trips with the option to receive country alert emails and view trip advice.
-  **Currency Converter** generates daily exchange rates.



[See the following page for instructions.](#)

You must be a registered user to access the mobile app. If you are a registered user of the travel assistance website, the same username and password will apply. See the following page for new user registration instructions.

[Contact your agent, broker or AIG representative to learn more.](#)

*Mobile app is only available on smartphone – not tablet. Mobile app availability and features vary by policyholder access. Must be connected to Wi-Fi or cellular network.

AIG Travel, Inc., a member of American International Group, Inc., is a worldwide leader in travel insurance and global assistance. Travel Guard® is the marketing name for its portfolio of travel insurance and travel-related services, including medical and security services, marketed to both leisure and business travelers around the globe. Services are provided through a network of wholly owned service centers located in Asia, Europe and the Americas. For additional information, please visit our websites at www.aig.com/travel and www.travelguard.com.

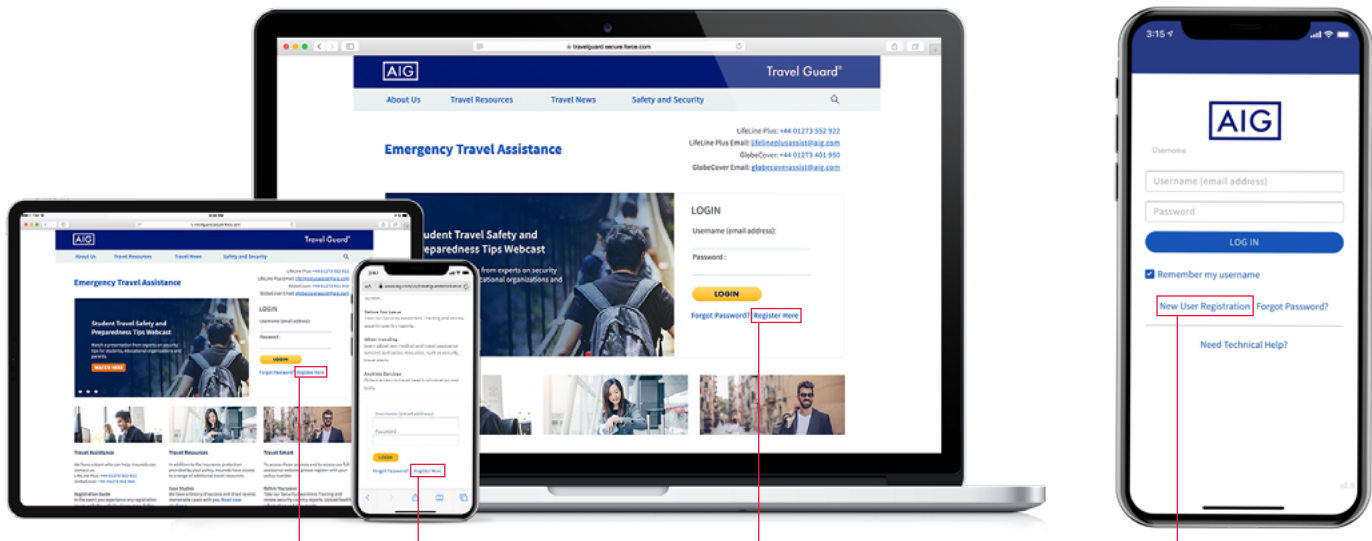
Registration and Login Instructions for New Users on Desktop or Mobile

Once you have completed registration, the same login credentials may be used across all entry points (desktop/mobile site/mobile app).

- 1 To access the full website on your desktop or smartphone/tablet device, visit: www.aig.se/travelguardassistance. Visit the Registration Guide section to watch a video tutorial.

OR

To access the mobile app, go to the Apple App Store or Android Play Store from your smartphone and search for AIG and tap on AIG Travel (you must be connected to Wi-Fi or cellular network). The app is only available on smartphones – not tablets.



- 1 Register to our website on a desktop, smart phone or tablet web browser OR register on our mobile app.

2. Click on “Register.” From the app tap on “Country where coverage was purchased” and select Sweden.
3. Provide name, email address (email address serves as your username) and policy number (if you do not know your policy number please contact your Human Resources or Risk Management Team). If you receive a “duplicate email” error please click on “Forgot Your Password” to reset your password.
4. You will receive an automated email (check spam/junk folder) containing instructions to complete secure travel assistance website access. After you have successfully logged in and accessed the secure travel assistance website follow the below instructions for mobile access. You will receive an automated email (check spam/junk folder and allow emails from noreply@salesforce.com and AIGTravelAlerts@e5.aigdigital.com) containing instructions to complete secure travel assistance website/app access.
5. You have the option to set up Touch ID to log in using your fingerprint or Face ID to log in using facial recognition (available only for phones equipped with Touch ID or Face ID).

Instructions for Existing Users on Desktop or Mobile

1. To access the full website, go to www.aig.se/travelguardassistance on your desktop or smartphone/tablet device and log in with your existing credentials (do not click on “Register.”)
2. To download the mobile app, go to the Apple App Store or Android Play Store from your smartphone and search for “AIG Travel” (you must be connected to Wi-Fi or cellular network) and log in with your existing credentials (do not click on “Register.”) The app is only available on smartphones – not tablets.

In the event you forgot your password or receive a “duplicate username” message when attempting to log in, please click on the “Forgot Password” link from the login page to reset your password.